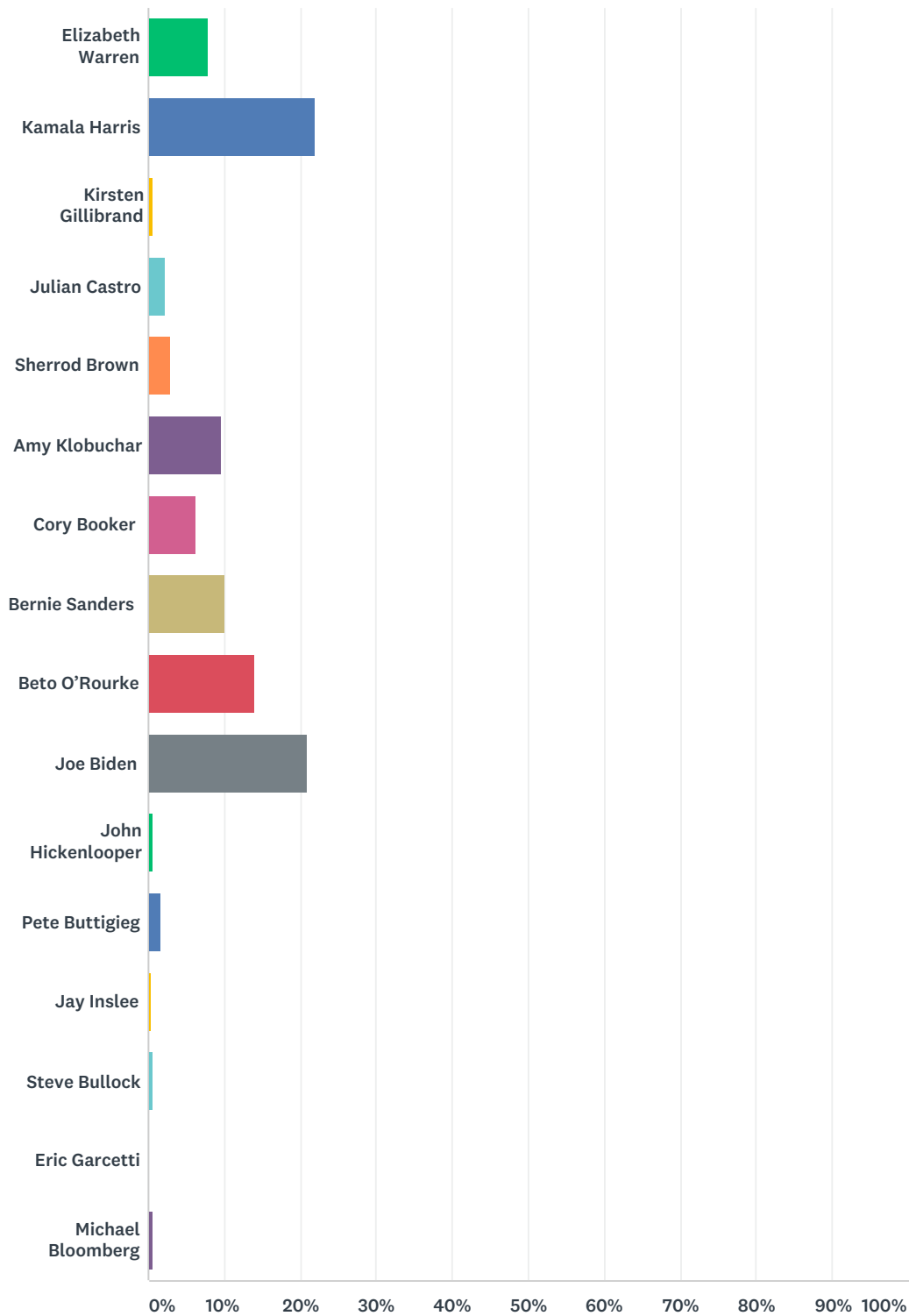


Q1 Who are you most excited about in the Democratic 2020 Presidential field so far?

Answered: 565 Skipped: 0



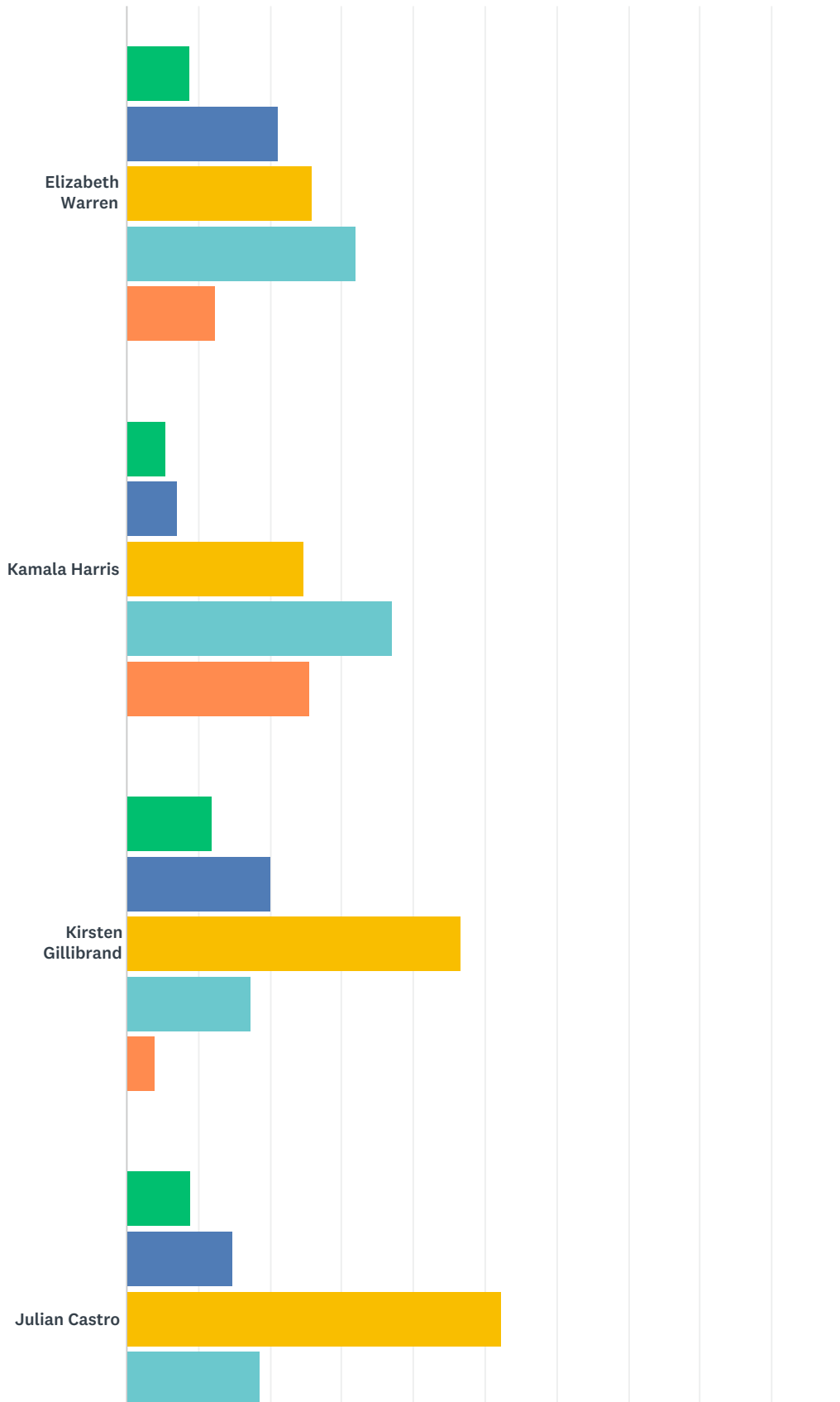
ANSWER CHOICES

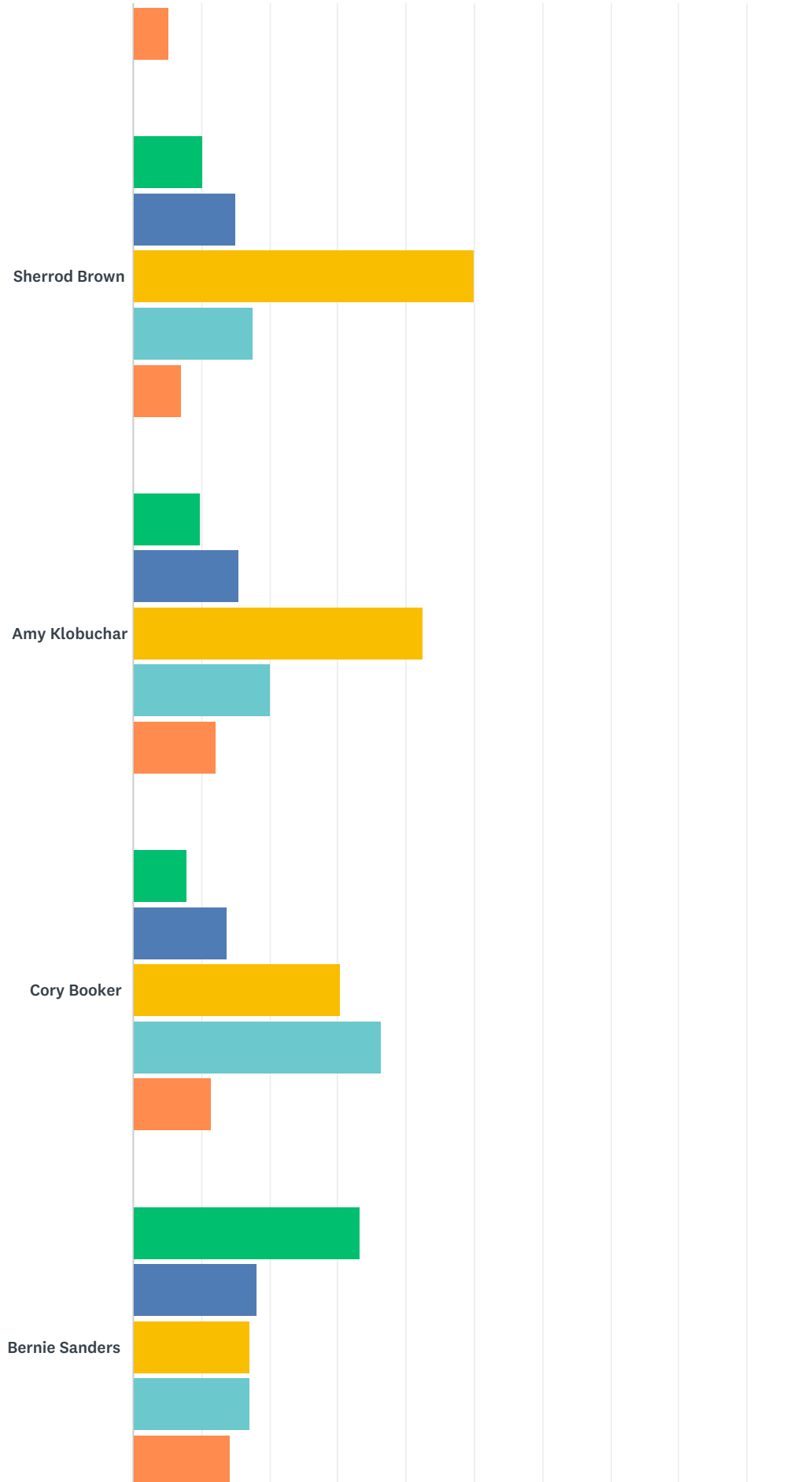
RESPONSES

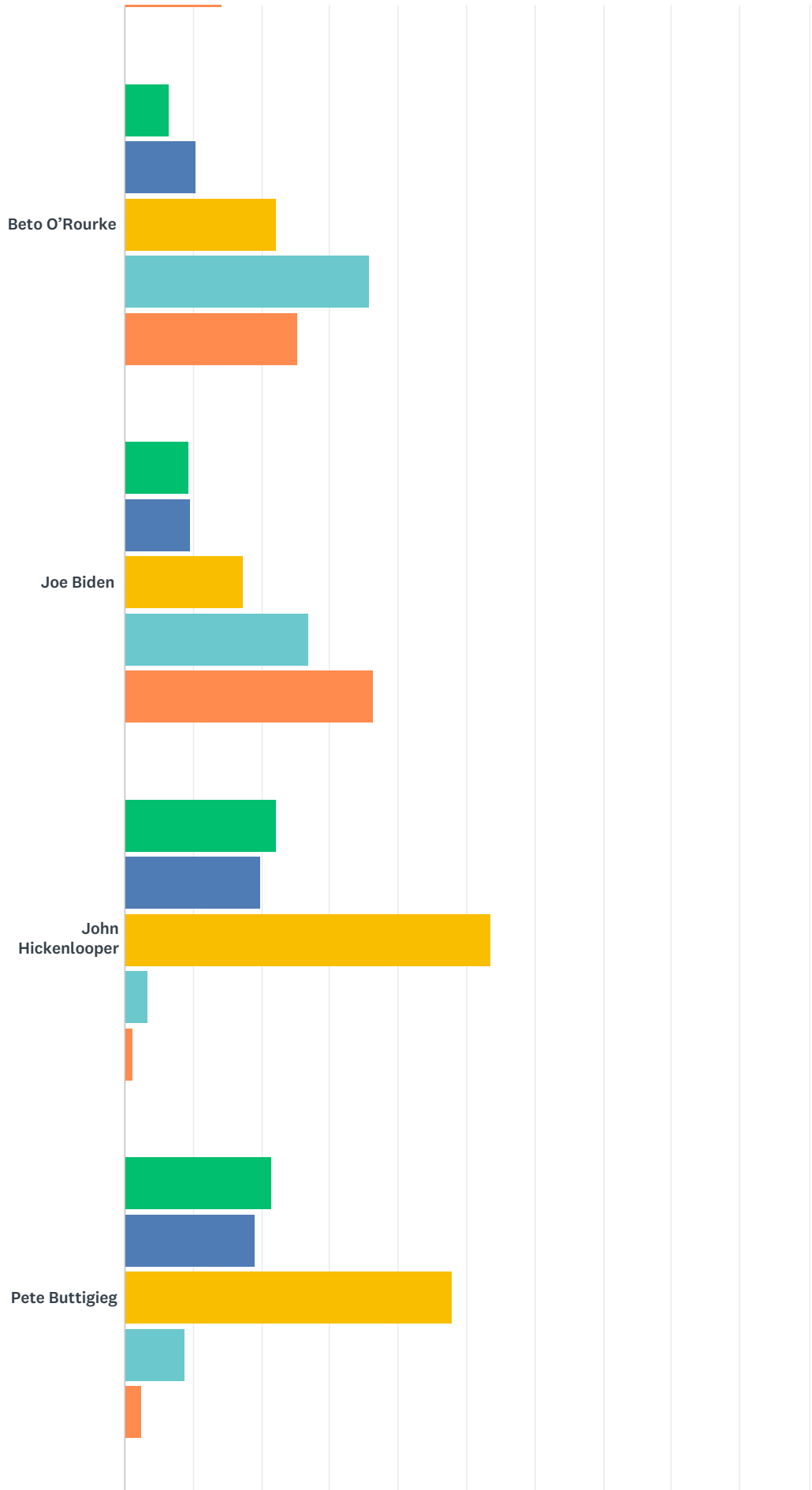
Elizabeth Warren	7.96%	45
Kamala Harris	21.95%	124
Kirsten Gillibrand	0.53%	3
Julian Castro	2.30%	13
Sherrod Brown	2.83%	16
Amy Klobuchar	9.56%	54
Cory Booker	6.19%	35
Bernie Sanders	10.09%	57
Beto O'Rourke	13.98%	79
Joe Biden	20.88%	118
John Hickenlooper	0.53%	3
Pete Buttigieg	1.77%	10
Jay Inslee	0.35%	2
Steve Bullock	0.53%	3
Eric Garcetti	0.00%	0
Michael Bloomberg	0.53%	3
TOTAL		565

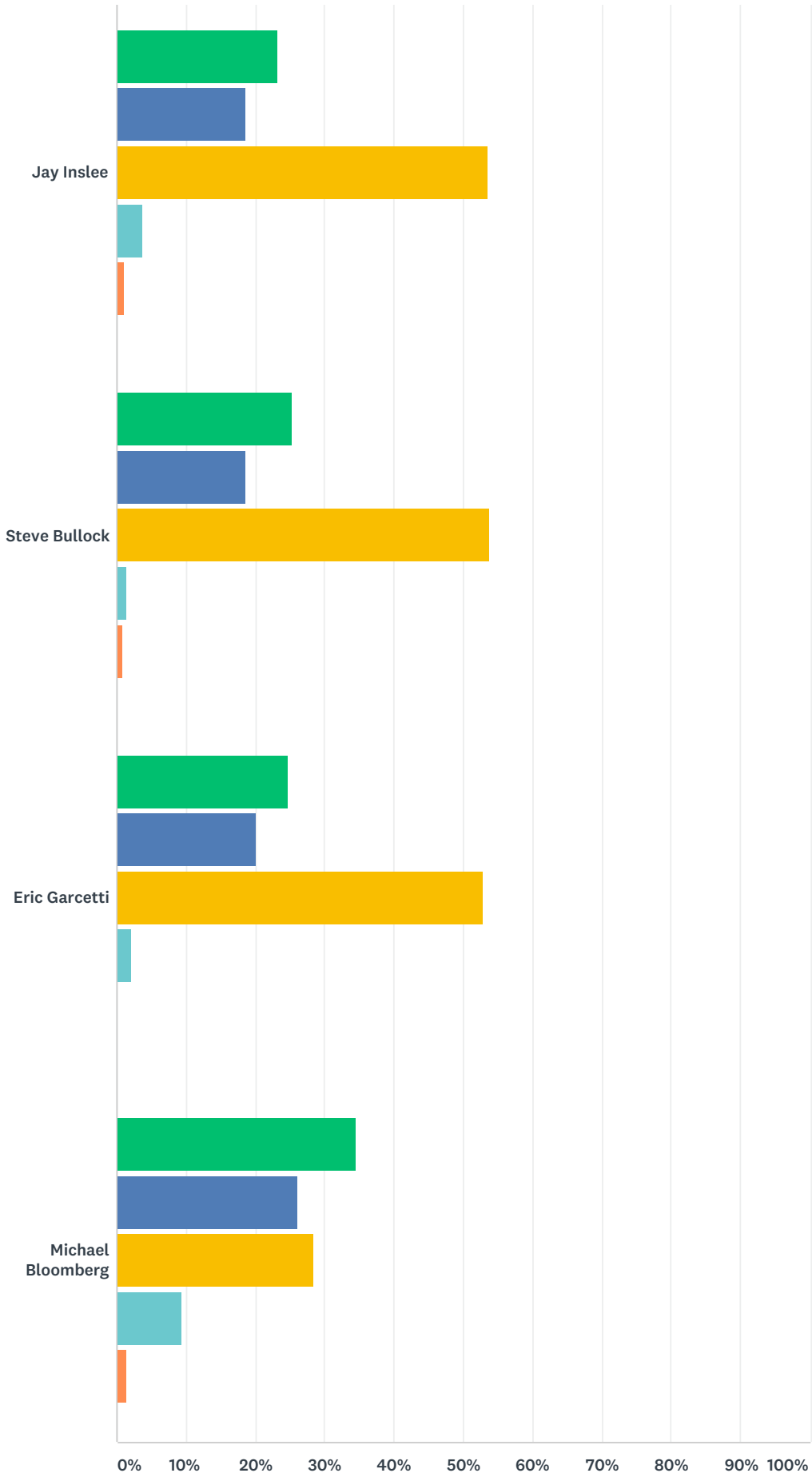
Q2 Please rate your enthusiasm for each candidate.

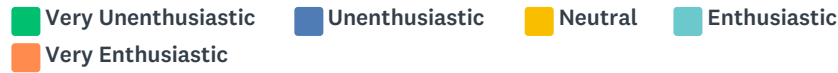
Answered: 565 Skipped: 0







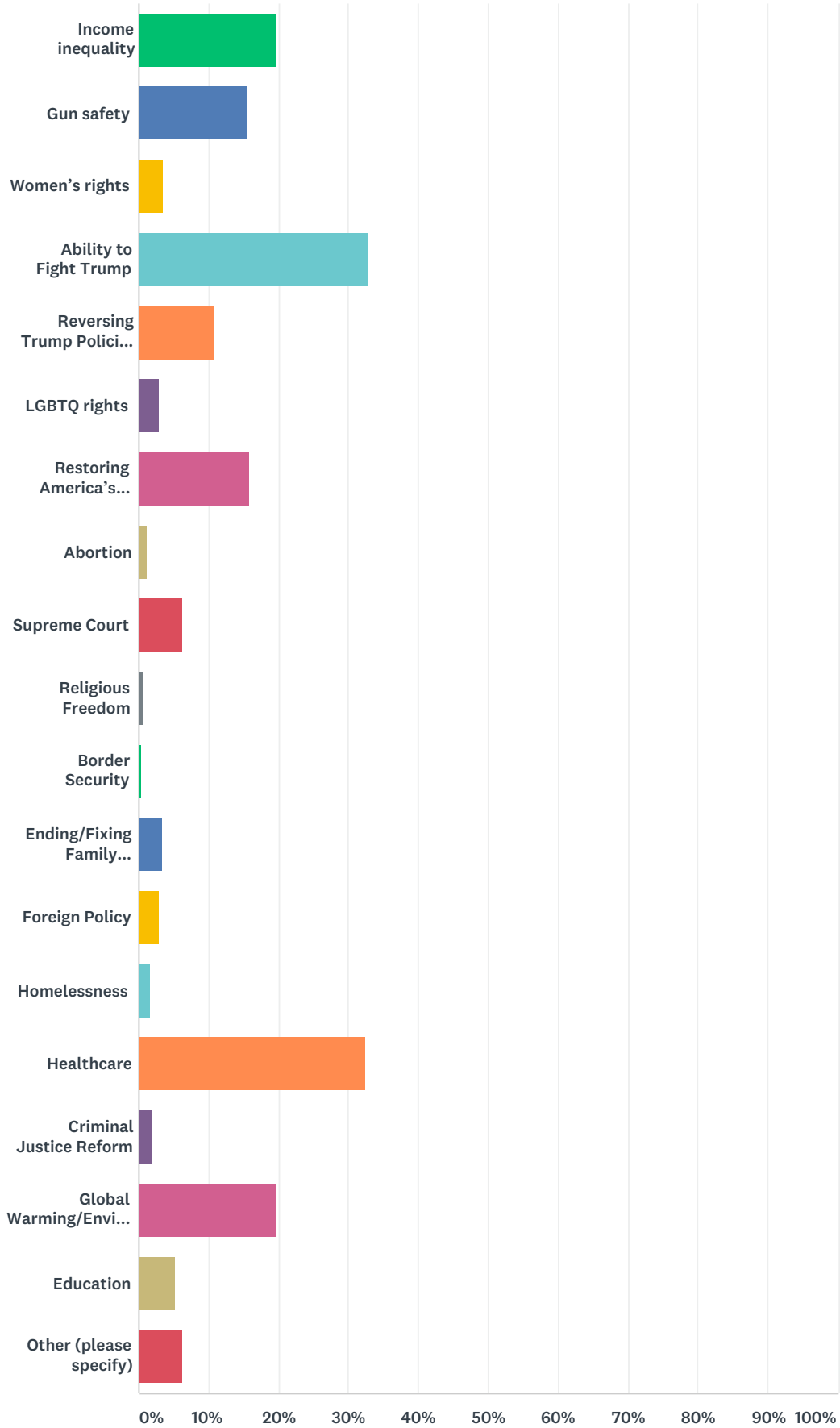




	VERY UNENTHUSIASTIC	UNENTHUSIASTIC	NEUTRAL	ENTHUSIASTIC	VERY ENTHUSIASTIC	TOTAL
Elizabeth Warren	8.70% 49	21.14% 119	25.93% 146	31.97% 180	12.26% 69	563
Kamala Harris	5.53% 31	7.13% 40	24.78% 139	37.08% 208	25.49% 143	561
Kirsten Gillibrand	11.87% 66	20.14% 112	46.58% 259	17.45% 97	3.96% 22	556
Julian Castro	8.98% 50	14.90% 83	52.24% 291	18.67% 104	5.21% 29	557
Sherrod Brown	10.25% 57	15.11% 84	50.00% 278	17.63% 98	7.01% 39	556
Amy Klobuchar	9.91% 55	15.50% 86	42.52% 236	20.00% 111	12.07% 67	555
Cory Booker	7.86% 44	13.75% 77	30.36% 170	36.43% 204	11.61% 65	560
Bernie Sanders	33.27% 186	18.25% 102	17.17% 96	17.17% 96	14.13% 79	559
Beto O'Rourke	6.43% 36	10.36% 58	22.14% 124	35.71% 200	25.36% 142	560
Joe Biden	9.43% 53	9.61% 54	17.44% 98	27.05% 152	36.48% 205	562
John Hickenlooper	22.14% 122	19.78% 109	53.54% 295	3.27% 18	1.27% 7	551
Pete Buttigieg	21.64% 119	19.09% 105	48.00% 264	8.73% 48	2.55% 14	550
Jay Inslee	23.12% 126	18.53% 101	53.58% 292	3.67% 20	1.10% 6	545
Steve Bullock	25.37% 138	18.57% 101	53.68% 292	1.47% 8	0.92% 5	544
Eric Garcetti	24.77% 135	20.18% 110	53.03% 289	2.02% 11	0.00% 0	545
Michael Bloomberg	34.47% 192	26.21% 146	28.37% 158	9.52% 53	1.44% 8	557

**Q3 What issue is most important to you in considering a 2020 candidate?
(Pick up to 2)**

Answered: 565 Skipped: 0

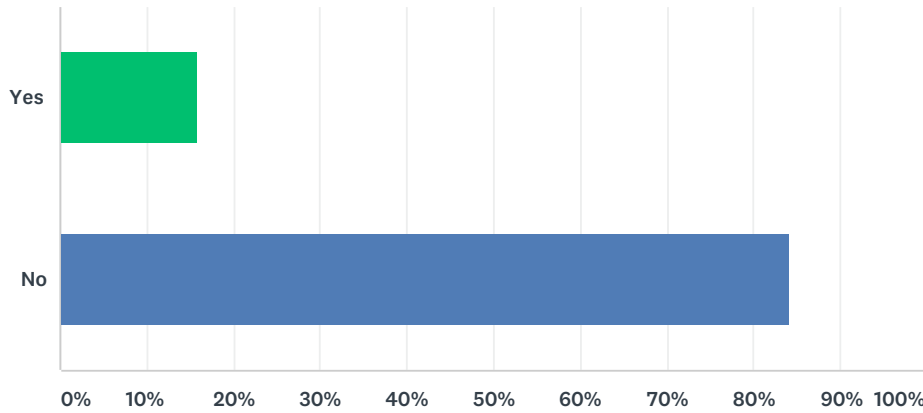


ANSWER CHOICES	RESPONSES
----------------	-----------

Income inequality	19.65%	111
Gun safety	15.40%	87
Women's rights	3.54%	20
Ability to Fight Trump	32.74%	185
Reversing Trump Policies on Immigration/Refugees	10.97%	62
LGBTQ rights	2.83%	16
Restoring America's standing in the world	15.93%	90
Abortion	1.24%	7
Supreme Court	6.19%	35
Religious Freedom	0.53%	3
Border Security	0.35%	2
Ending/Fixing Family Separation	3.36%	19
Foreign Policy	3.01%	17
Homelessness	1.77%	10
Healthcare	32.39%	183
Criminal Justice Reform	1.95%	11
Global Warming/Environment	19.65%	111
Education	5.31%	30
Other (please specify)	6.37%	36
Total Respondents: 565		

Q4 Is it important to you that the eventual 2020 Democratic candidate be a woman?

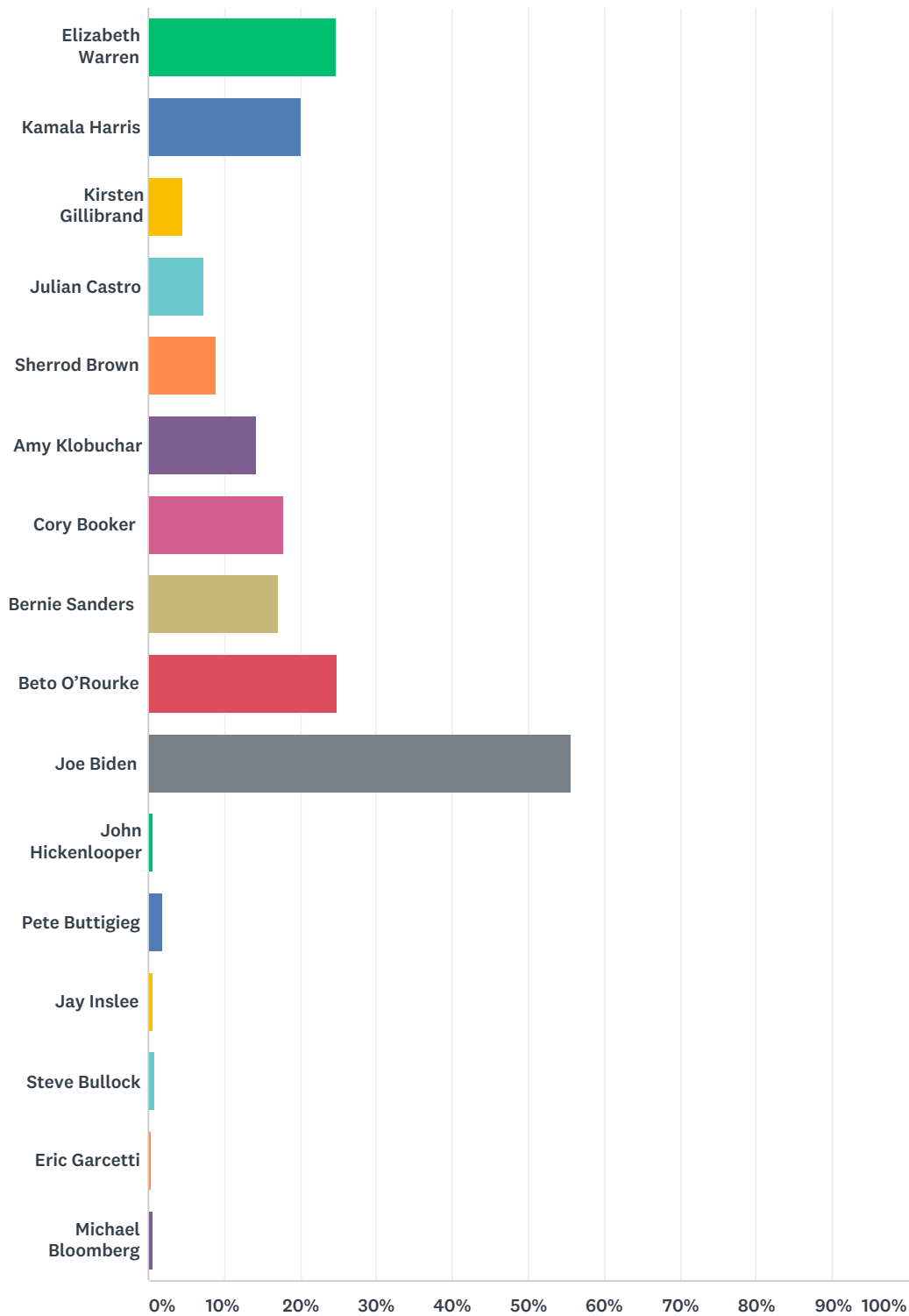
Answered: 565 Skipped: 0



ANSWER CHOICES	RESPONSES	
Yes	15.93%	90
No	84.07%	475
TOTAL		565

Q5 When you think of “Christian values” which two candidates come to mind first?

Answered: 565 Skipped: 0



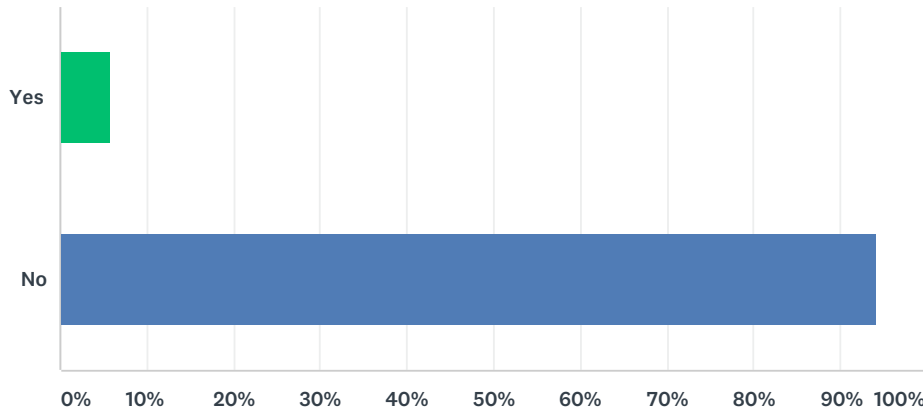
ANSWER CHOICES

RESPONSES

Elizabeth Warren	24.60%	139
Kamala Harris	20.00%	113
Kirsten Gillibrand	4.60%	26
Julian Castro	7.26%	41
Sherrod Brown	9.03%	51
Amy Klobuchar	14.16%	80
Cory Booker	17.70%	100
Bernie Sanders	17.17%	97
Beto O'Rourke	24.96%	141
Joe Biden	55.58%	314
John Hickenlooper	0.53%	3
Pete Buttigieg	1.95%	11
Jay Inslee	0.71%	4
Steve Bullock	0.88%	5
Eric Garcetti	0.35%	2
Michael Bloomberg	0.53%	3
Total Respondents: 565		

Q6 Former Starbucks CEO Howard Schultz is Exploring an Independent Candidacy. Would you consider voting for him?

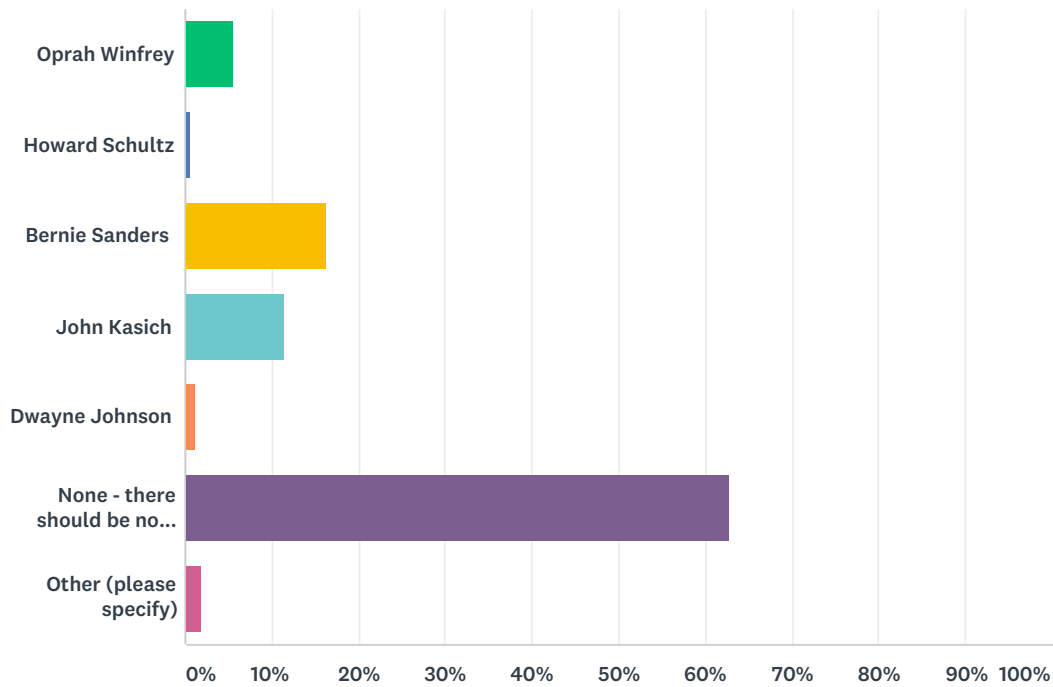
Answered: 565 Skipped: 0



ANSWER CHOICES	RESPONSES	
Yes	5.84%	33
No	94.16%	532
TOTAL		565

Q7 Which of the following would you be most likely to vote for as a third party candidate?

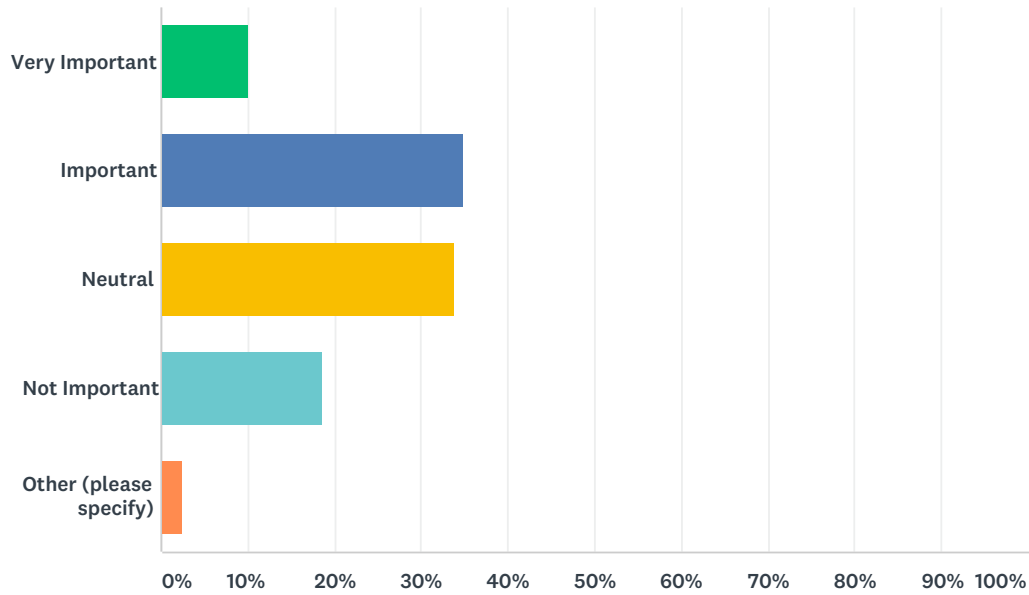
Answered: 565 Skipped: 0



ANSWER CHOICES	RESPONSES	
Oprah Winfrey	5.66%	32
Howard Schultz	0.53%	3
Bernie Sanders	16.28%	92
John Kasich	11.50%	65
Dwayne Johnson	1.24%	7
None - there should be no third party candidate	62.83%	355
Other (please specify)	1.95%	11
TOTAL		565

Q8 How important is a candidate's faith to you?

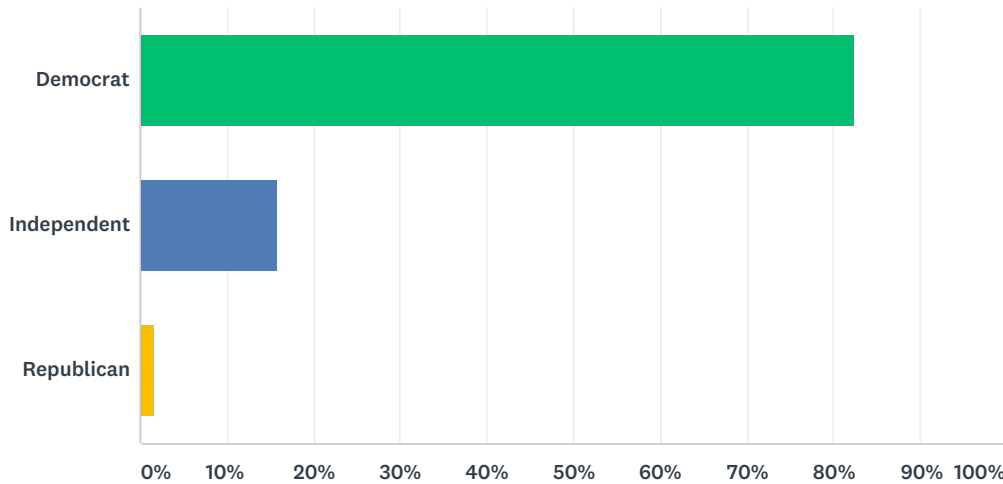
Answered: 565 Skipped: 0



ANSWER CHOICES	RESPONSES	
Very Important	10.09%	57
Important	34.87%	197
Neutral	33.98%	192
Not Important	18.58%	105
Other (please specify)	2.48%	14
TOTAL		565

Q9 The following are a set of demographics questions to help us consolidate data. Some are required, others are at your discretion. What is your current party affiliation?

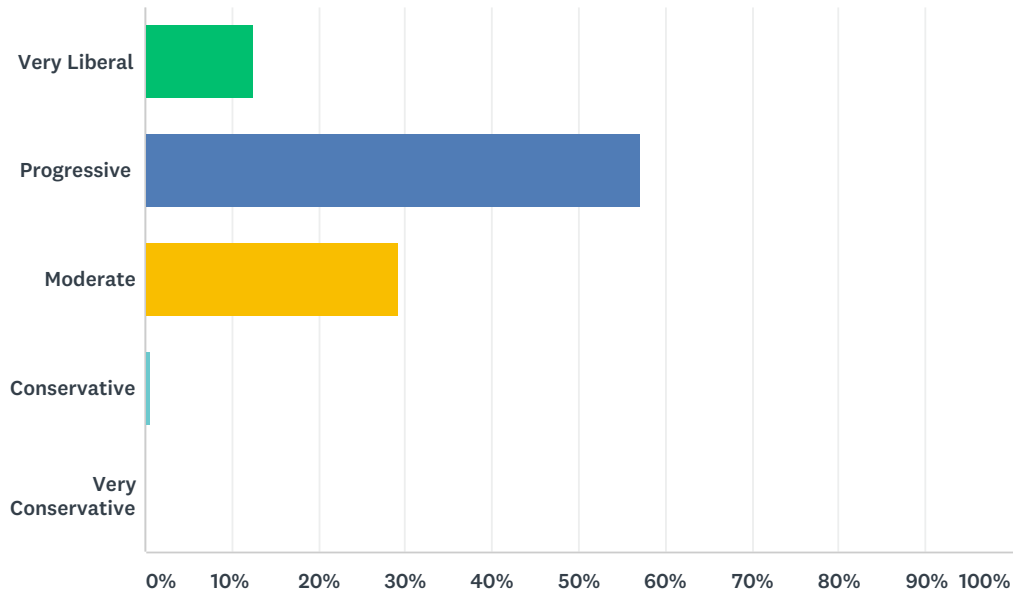
Answered: 565 Skipped: 0



ANSWER CHOICES	RESPONSES	
Democrat	82.48%	466
Independent	15.93%	90
Republican	1.59%	9
TOTAL		565

Q10 How do you describe your ideology?

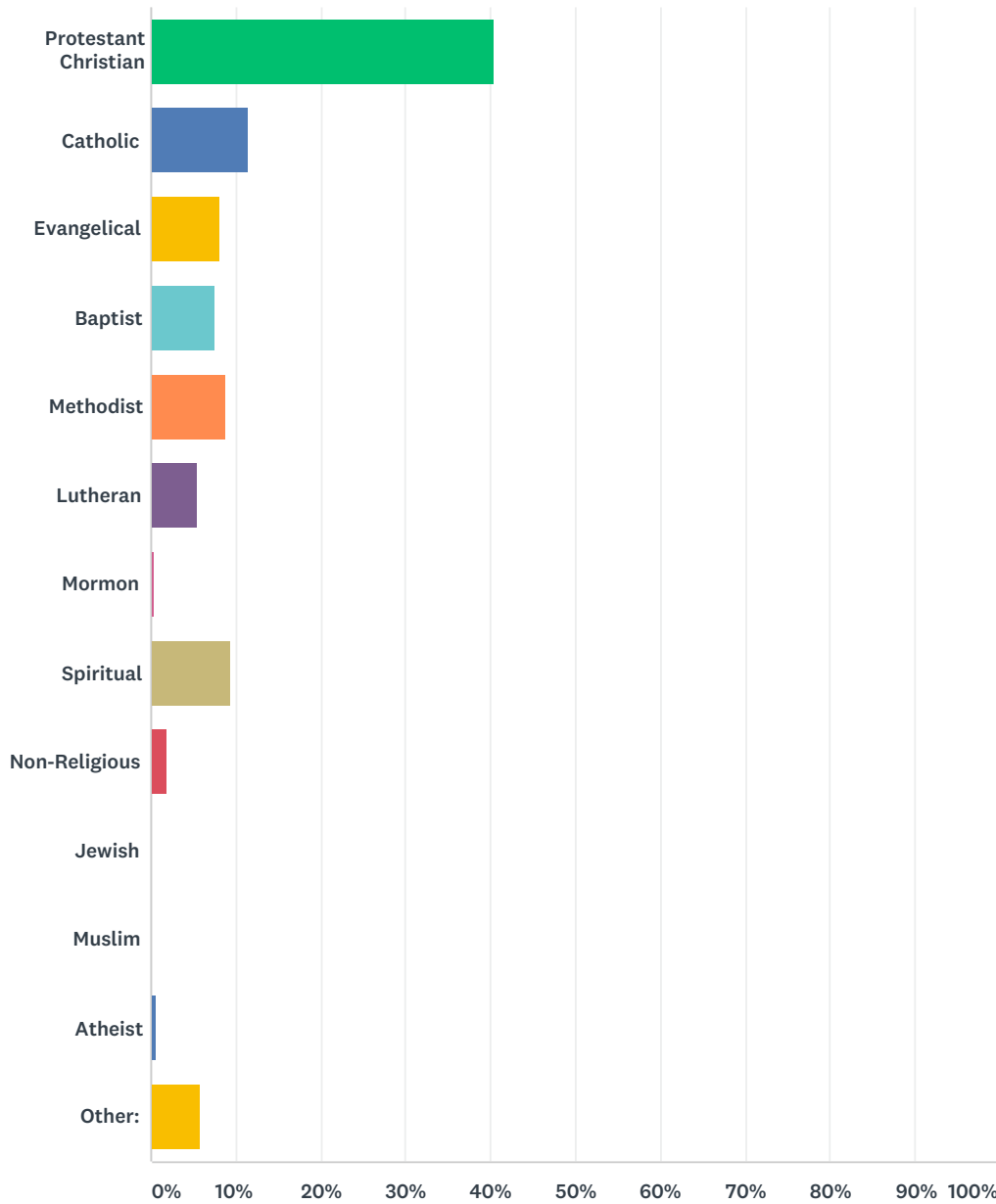
Answered: 565 Skipped: 0



ANSWER CHOICES	RESPONSES
Very Liberal	12.57% 71
Progressive	57.17% 323
Moderate	29.38% 166
Conservative	0.71% 4
Very Conservative	0.18% 1
TOTAL	565

Q11 What best describes your religious affiliation?

Answered: 565 Skipped: 0

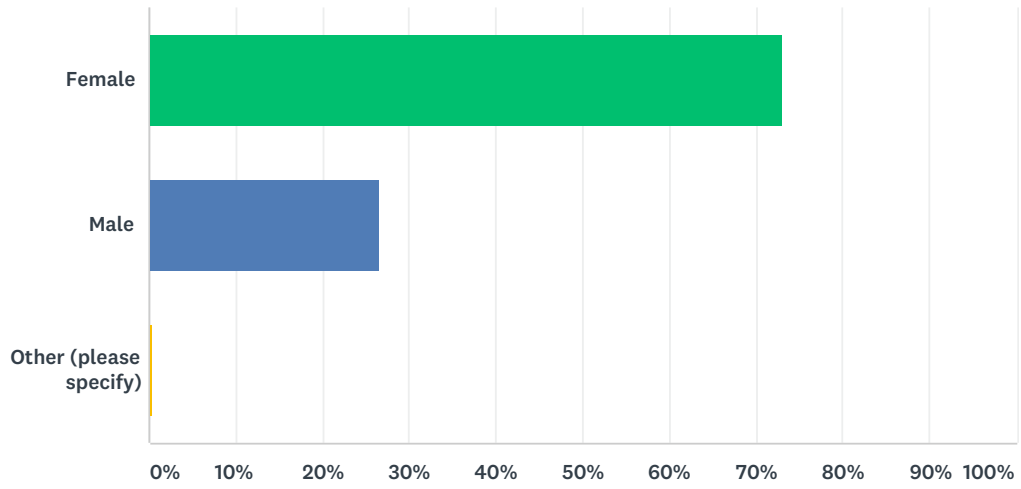


ANSWER CHOICES	RESPONSES	
Protestant Christian	40.35%	228
Catholic	11.50%	65
Evangelical	8.14%	46
Baptist	7.43%	42
Methodist	8.85%	50
Lutheran	5.49%	31

Mormon	0.35%	2
Spiritual	9.38%	53
Non-Religious	1.95%	11
Jewish	0.18%	1
Muslim	0.00%	0
Atheist	0.53%	3
Other:	5.84%	33
TOTAL		565

Q12 What is your gender?

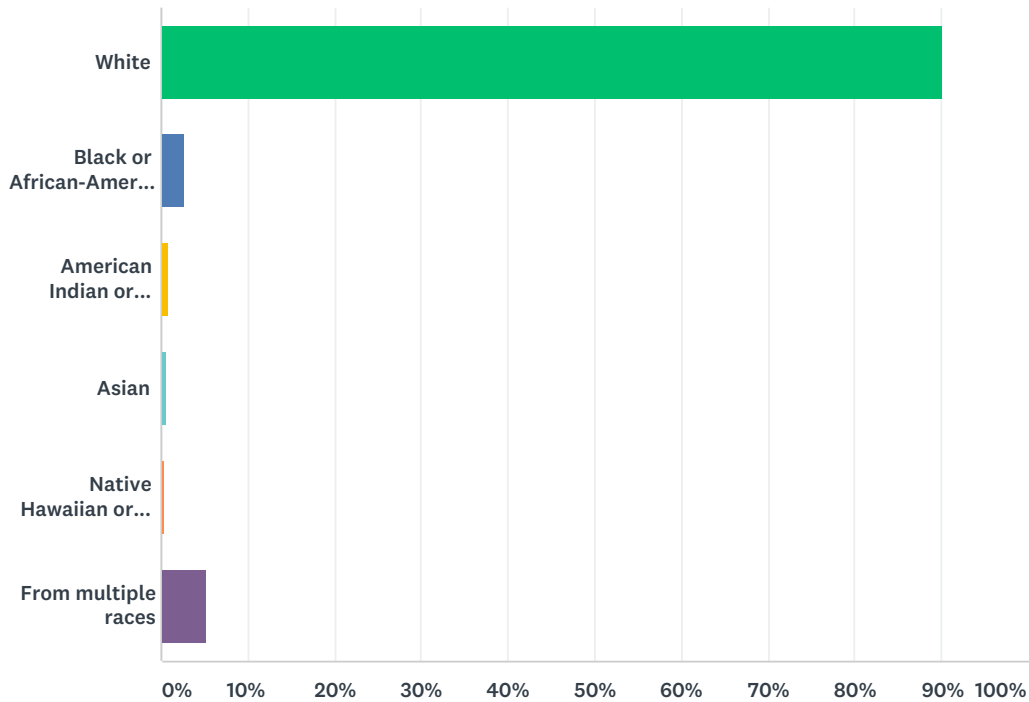
Answered: 565 Skipped: 0



ANSWER CHOICES	RESPONSES	
Female	73.10%	413
Male	26.55%	150
Other (please specify)	0.35%	2
TOTAL		565

Q13 Are you White, Black or African-American, American Indian or Alaskan Native, Asian, Native Hawaiian or other Pacific islander, or some other race?

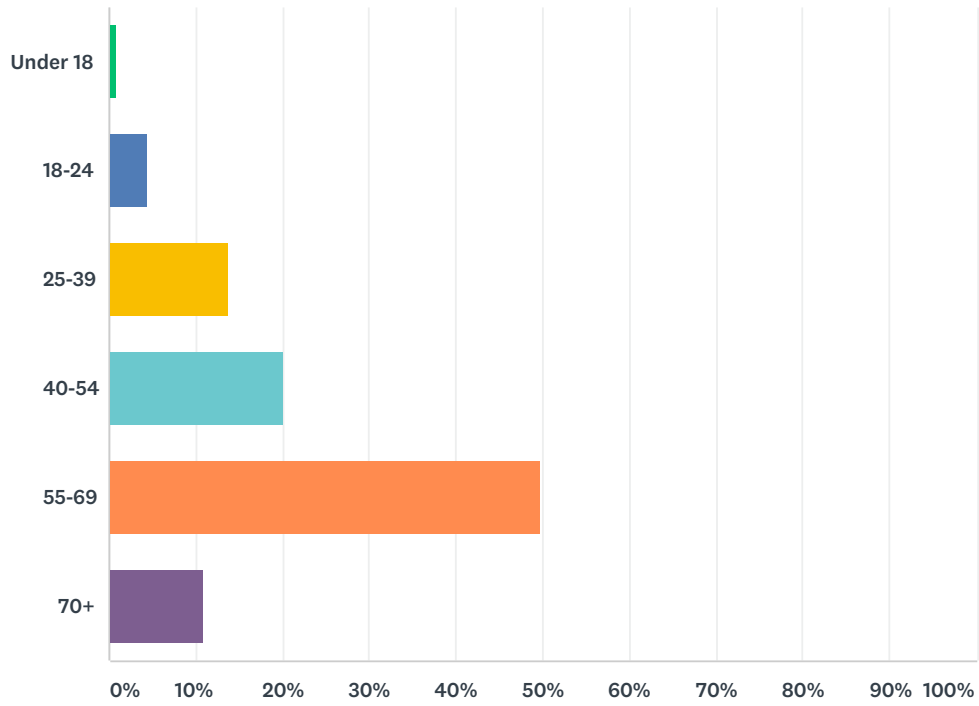
Answered: 554 Skipped: 11



ANSWER CHOICES	RESPONSES	
White	90.07%	499
Black or African-American	2.71%	15
American Indian or Alaskan Native	0.90%	5
Asian	0.72%	4
Native Hawaiian or other Pacific Islander	0.36%	2
From multiple races	5.23%	29
TOTAL		554

Q14 What is your age?

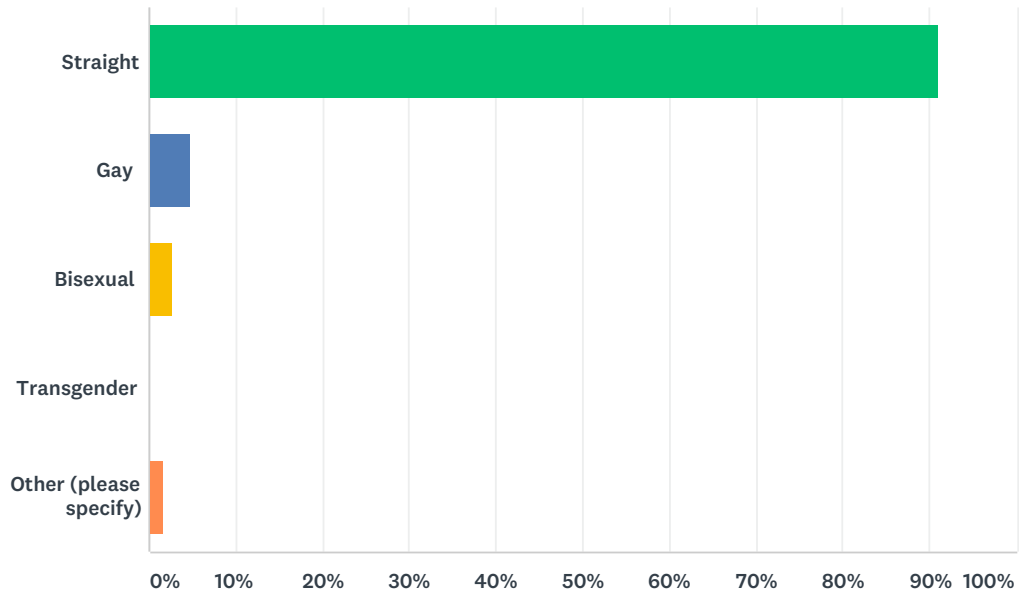
Answered: 565 Skipped: 0



ANSWER CHOICES	RESPONSES	
Under 18	0.88%	5
18-24	4.42%	25
25-39	13.81%	78
40-54	20.18%	114
55-69	49.73%	281
70+	10.97%	62
TOTAL		565

Q15 Which best describes you?

Answered: 563 Skipped: 2



ANSWER CHOICES	RESPONSES	
Straight	90.94%	512
Gay	4.80%	27
Bisexual	2.66%	15
Transgender	0.00%	0
Other (please specify)	1.60%	9
TOTAL		563